Technical Parameters (2-4 Ton)

	Mdoel		SF20	SF25	SF30	SF35	SF40
	Power type		Electric	Electric	Electric	Elecric	Elecric
	Voltage platform		80	80	80	80	80
	Operation type		Seat	Seat	Seat	Seat	Seat
	Rated load ifing capacity	kg	2000	2500	3000	3500	4000
	Rated load center distance	mm	500	500	500	500	500
	Front overhang	mm	460	460	475	480	480
	Rear overhang	mm	415	415	470	470	470
L4	Wheelbase	mm	1650	1650	1750	1750	1750
	Overweight(with/no battery)	kg	3200/3020	3500/3320	4250/4050	4550/4350	4550/4350
	Axle load full load(front/rear)	kg	4730/470	5460/540	6570/680	7220/830	7220/830
	Axle load no load(front/rear)	kg	1410/1790	1540/1960	1880/2370	1820/2730	1820/2730
	Tire type		Pneumatic tire	Pneumatic tire	Pneumatic tire	Pneumatic tire	Pneumatic tire
	Number of wheels (x=dive wheels)		2x/2	2x/2	2x/2	2x/2	2x/2
	Front tire specifications		7.00-12-12PR	7.00-12-12PR	28x9-15-14PR	28×9-15-14PR	28×9-15-14PR
	Rear tire specifications		6.00-9-10PR	6.00-9-10PR	6.50-10-10PR	6.50-10-10PR	6.50-10-10PR
W1	Front track width	mm	970	970	1000	1000	1000
W2	Rear track width	mm	960	960	970	970	970
a/β	Mast it angle (front/rear)		6/12	6/12	6/12	6/12	6/12
H1	Mast retraction height	mm	2005	2005	2070	2125	2125
H5	Free lift height	mm	130	130	135	140	140
H	Max.lift height	mm	3000	3000	3000	3000	3000
H2	Max.height during operation	mm	4035	4035	4230	4230	4230
H3	Overall height(overhead guard)	mm	2125	2125	2145	2145	2145
L	Length (to the verticalplane of the fork)	mm	2535	2535	2695	2700	2700
w	Width	mm	1170	1170	1230	1230	1230
	Fork size(H*W*L)	mm	1070×122×40	1070×122×40	1070×122×45	1070×122×50	1070×122×50
	Outer distance between forks(min/max)	mm	250-1040	250-1040	250-1085	250-1085	250-1085
H4	Mast ground clearance(no load)	mm	110	110	115	115	115
	Min.ground clearance		115	115	130	130	130
	Min.turning radius	mm	2335	2335	2500	2500	2500
	Max.travelling speed (full load/no load)	km/h	14/15	14/15	15/16	15/16	15/16
	Max.lift speed(full load/no load)	mm/s	330/400	300/400	320/380	300/380	300/380
	Lowering speed(full load/no load)	mm/s	470/450	470/450	450/410	450/410	450/410
	Max.traction	N	15000	15000	16500	16500	16500
	Gradeability (full load/no load)	%	18/20	15/20	20/20	15/20	15/20
	Service braking(mechanical,electronic,hydraulic)		Hydraulic	Hydraulic	Hydraulic	Hydraulic	Hydraulic
	Parking brake(mechancal,electronic,hydraulic)		Mechanical	Mechanical	Mechanical	Mechanical	Mechanical
	Rated power of traction motor,S260min working system	kW	8AC	8AC	10AC	10AC	10AC
	Rated power ofoil pump motor,S315%working system	kW	10AC	10AC	16AC	16AC	16AC
	Motor type/protection level		ac asynchronous\IP54	ac asyncronous\IP54	ac asynchronous\IP54	ac asynchronous\IP54	ac asynchronous\IP54
	Battery type		lithium iron phosphate battery	lithium iron phosphate battery	lithium iron phosphate battery	lithium iron phosphate battery	lithium iron phosphate battery
	Standard battery voltage/capacity	VIAh	76.8/150	76.8/150	76.8/202	76.8/202	76.8/202
	Standard battery weight	kg	180	180	200	200	200
	Heating form/protection level of battery		Low temperature heating\IP54	Low temperature heating\IP54	Low temperature heating\IP54	Low temperature heating\IP54	Low temperature heating\IP54
	MCU motor controller type		MOSFET/AC	MOSFET/AC	MOSFET/AC	MOSFET/AC	MOSFET/AC
	MCU motor contrller manufacturer		JIACHEN	JIACHEN	JIACHEN	JIACHEN	JIACHEN
	MCU motor controller model		ACMIII 80C350	ACMIII 80C350	ACMIII B0C350	ACMIII 80C350	ACMIII 80C350
	Hydraulic system working pressure	Mpa	18.5	18.5	18.5	18.5	18.5

*Product and specifications are subject to update without prior notice. SUNFavor reserves the right of final interpretation.

Standard Configuration

- Standard Duplex Mast
- Integrated Combination Switch
- Lifting and Titingcontrol Lever
- Speed Mode Selection
- Fork Rack
- Standard Fork
- Silent Gear Pump
- Traction Pin
- Multi-Function Control Meter
- Load Backrest
- Emergency Power Offswitch
- Reversing Buzzer
- LED Headlights LED
- Lithium Iron Phosphate Battery
- Steering Indicator
- Oil Pump Contoller
- Central Rearview Mirror
- Drive Controller
- LED Rear Combination Lamp
- Two-Way Multi Way Valve
- Hoisting Battery Exchange
- Standard Seat
- Integral Rubber Pedal Pad
- On-Board Tool Box
- Rain Canopy
- Phone Storage Box
- Cup Holder

Optional Configuration

- Charger
- Four-Way Valve
- Forks of Other Lengths
- Solid Tires
- Rear Work Lights
- Front Dual Tires
- Cab
- Suspended Seat
- Alarm Lamp
- Widened or Heightened Load Backrest
- front windshield(with wiper)
- User Specified Color

2-4T Wide View Duplex Mast

Max.Lifting Height	Mast Lowered					Mast Extended Overall									
						With Backrest					Without Backrest				
	2t	2.5t	3t	3.5t	4t	2t	2.5t	3t	3.5t	4t	2t	2.5t	3t	3.5t	4t
mm	mm	mm	mm	mm	mm	mm	mm	mm	mm	mm	mm	mm	mm	mm	mm
3000	1995	1995	2070	2125	2125	4005	4005	4185	4185	4185	3695	3695	3725	3725	3735
3300	2145	2145	2220	2275	2275	4305	4305	4485	4485	4485	3995	3995	4025	4025	4035
3500	2245	2245	2320	2375	2375	4505	4505	4685	4685	4685	4195	4195	4225	4225	4235
4000	2545	2545	2620	2675	2675	5105	5105	5185	5185	5185	4795	4795	4725	4725	4735
4500	2795	2795	2870	2925	2925	5605	5605	5685	5685	5685	5295	5295	5225	5225	5235
5000	3045	3045	3120	3175	3175	6105	6105	6185	6185	6185	5795	5795	5725	5725	5735
5500	3345	3345	3420	3475	3475	6705	6705	6685	6685	6685	6395	6395	6225	6225	6235
6000	3595	3595	3670	3725	3725	7205	7205	7185	7185	7185	6895	6895	6725	6725	6735

Max.Lifting Height	Free Lifting Height										Mast Tilt Angle			Load Capacity				
	With Backrest					Without Backrest					Front/Rear			500mm(Load Center 500mm)				
	2t	2.5t	3t	3.5t	4t	2t	2.5t	3t	3.5t	4t	2/2.5t	3/3.5t	4t	2t	2.5t	3t	3.5t	4t
mm	mm	mm	mm	mm	mm	mm	mm	mm	mm	mm	(°)	(°)	(°)	(kg)	(kg)	(kg)	(kg)	(kg)
3000	135	135	135	140	145	135	135	135	140	145	6°/12°	6°/12°	6°/12°	2000	2500	3000	3500	4000
3300	135	135	135	140	145	135	135	135	140	145	6°/12°	6°/12°	6°/12°	2000	2500	3000	3500	4000
3500	135	135	135	140	145	135	135	135	140	145	6°/12°	6°/12°	6°/12°	2000	2500	3000	3500	4000
4000	135	135	135	140	145	135	135	135	140	145	6°/12°	6°/12°	6°/12°	2000	2500	3000	3388	3700
4500	135	135	135	140	145	135	135	135	140	145	6°/8°	6°/8°	6°/8°	1800*1900	2150*2400	2750*3000	3000*3050	3400*3600
5000	135	135	135	140	145	135	135	135	140	145	6°/8°	6°/8°	6°/8°	1600*1700	1650*2200	2400*2850	2500*2850	3000*3200
5500	135	135	135	140	145	135	135	135	140	145	6°/8°	6°/8°	6°/8°	1600	1950	2400	2500	2700*3000
6000	135	135	135	140	145	135	135	135	140	145	3°/6°	3°/6°	3°/6°	1500	1800	2200	2300	2200*2600

2-4T Wide View Full Free Triplex Mast

Max.Lifting Height	Mast Height														
	Mast Lowered					Mast Extended Overall									
						With Backrest					Without Backrest				
	2t	2.5t	3t	3.5t	4t	2t	2.5t	3t	3.5t	4t	2t	2.5t	3t	3.5t	4t
mm	mm	mm	mm	mm	mm	mm	mm	mm	mm	mm	mm	mm	mm	mm	mm
4500	2145	2145	2170	2170	2170	5505	5505	5685	5685	5685	5190	5190	5275	5275	5275
4800	2245	2245	2270	2270	2270	5805	5805	5985	5985	5985	5490	5490	5575	5575	5575
5000	2345	2345	2370	2370	2370	6005	6005	6185	6185	6185	5690	5690	5775	5775	5775
5500	/	/	2505	2505	/	/	/	6690	6690	/	/	/	6280	6280	/
6000	2645	2645	2670	2670	2720	7005	7005	7185	7185	7185	6690	6690	6775	6775	6775
6500	2845	2845	2870	2870	2910	7505	7505	7685	7685	7685	7190	7190	7275	7275	7275
7000	3020	3020	3045	3045	3180	8015	8015	8180	8180	8185	7700	7700	7770	7770	7775
7500	3195	3195	3370	3370	3365	8505	8505	8685	8685	8685	8190	8190	8275	8275	8275

Max.Lifting Height	Free lifting height													Load capacity				
	With Backrest					Without Backrest								500mm(Load center 500mm)				
	2t	2.5t	3t	3.5t	4t	2t	2.5t	3t	3.5t	4t	2/2.5t	3/3.5t	4.0t	2t	2.5t	3t	3.5t	4t
mm	mm	mm	mm	mm	mm	mm	mm	mm	mm	mm	(°)	(°)	(°)	(kg)	(kg)	(kg)	(kg)	(kg)
4500	1180	1180	1030	1035	1035	1495	1495	1445	1450	1450	6°/8°	6°/8°	6°/8°	1750*1800	2150*2300	2750*2850	2800*2950	3400*3600
4800	1290	1290	1130	1135	1135	1605	1605	1545	1550	1550	6°/8°	6°/8°	6°/8°	1700*1800	1950*2300	2550*2800	2650*2900	3100*3200
5000	1380	1380	1230	1235	1235	1695	1695	1645	1650	1650	6°/8°	6°/8°	6°/8°	1650*1750	1650*2250	2450*2750	2500*2850	3000*3150
5500	/	/	/	/	/	/	/	1780	1785	/	/	6°/8°	6°/8°	/	/	2200*2400	2250*2450	/
6000	1680	1680	1530	1535	1585	1995	1995	1945	1950	2000	3°/6°	3°/6°	3°/6°	1600	1800	2100	2250	2500*2600
6500	1880	1880	1730	1735	1775	2195	2195	2145	2150	2190	3°/6°	3°/6°	3°/6°	1450	1650	1900	2200	1500*2500
7000	2055	2055	1905	1910	2045	2370	2370	2320	2325	2460	3°/3°	3°/3°	3°/6°	1150	1300	1800	2000	2200
7500	2230	2230	2230	2235	2230	2545	2545	2645	2650	2645	3°/3°	3°/3°	3°/6°	950	1050	1200	1300	/

*Product and specifications are subject to update without prior notice. TDER reserves the right of final interpretation.

2-4T Wide View Full Free Duplex Mast

Max.Lifting Height	Mast Height														
	Mast Lowered					Mast Extended Overall									
						With Backrest					Without Backrest				
	2t	2.5t	3t	3.5t	4t	2t	2.5t	3t	3.5t	4t	2t	2.5t	3t	3.5t	4t
mm	mm	mm	mm	mm	mm	mm	mm	mm	mm	mm	mm	mm	mm	mm	mm
3000	1995	1995	2125	2125	2125	4005	4005	4175	4175	4175	3670	3670	3775	3775	3775
3300	2145	2145	2275	2275	2275	4310	4310	4475	4475	4475	3975	3975	4075	4075	4075
3500	2245	2245	2375	2375	2375	4505	4505	4675	4675	4675	4170	4170	4275	4275	4275

Max.Lifting Height	Free lifting height										Mast tilt Angle			Load Capacity				
	With Backrest					Without Backrest					Front/Rear			500mm(Load Center 500mm)				
	2t	2.5t	3t	3.5t	4t	2t	2.5t	3t	3.5t	4t	2/2.5t	3/3.5t	4t	2t	2.5t	3t	3.5t	4t
mm	mm	mm	mm	mm	mm	mm	mm	mm	mm	mm	(°)	(°)	(°)	(kg)	(kg)	(kg)	(kg)	(kg)
3000	1030	1030	985	990	990	1365	1365	1385	1390	1390	6°/12°	6°/12°	6°/12°	2000	2500	3000	3500	4000
3300	1180	1180	1135	1140	1140	1515	1515	1535	1540	1540	6°/12°	6°/12°	6°/12°	2000	2500	3000	3500	4000
3500	1280	1280	1235	1240	1240	1615	1615	1635	1640	1640	6°/12°	6°/12°	6°/12°	2000	2500	3000	3500	4000

*Note: ①Te lifing eigh s reduced by 100KG when equipped withbitinside shiter,and 200KG when equipped with exteralside shiter;②be matched wit 7.5m and 8m mast.

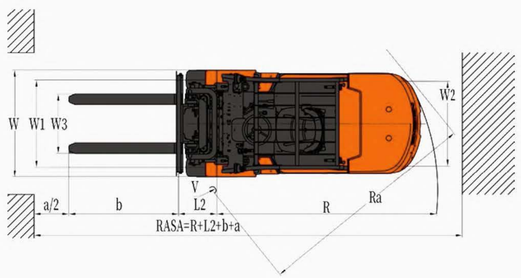

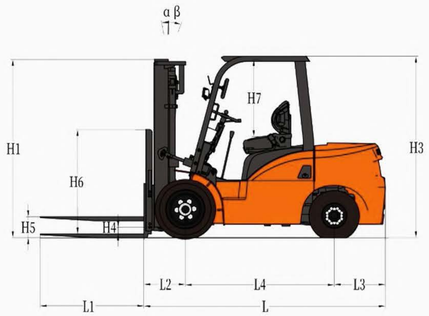

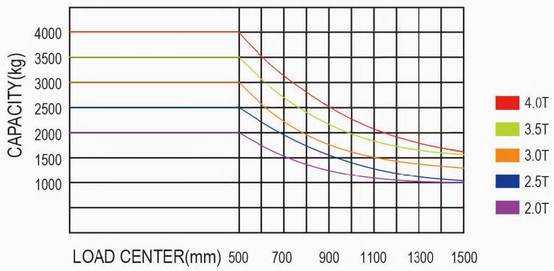

Note: The vertical axis represents the load capacity, and the horizontal axis represents the of the standard load refers to the center of a cube with a side length of 1000 mm. When load center. The load center is calculated from the front of the fork, and the base point the mast is tilted forward, using non-standard forks or loading a load that exceeds the normal width, the load capacity will be reduced. The load curve diagram provides a timely understanding of the load carrying capacity at various load centers.

Attachment Introduction



Fork Products

01
Side Shifter

02
Fork Positioner

03
Load Stabilizer

04
Extended Forks



05
Fork Extensions

Rotators & Push/Pulls

01
Rotators



02
Rotating Fork Clamp

03
Bin Dumper



04
Push-Pull Attachment

05
Snow Blade

Clamps



01
Paper Roll Clamp

02
Block Clamp

03
Bale Clamp

04
Drum Clamp

05
White Goods Clamps

Special Attachments

01
Crane Jib

02
Coil Ram

03
Tipping Bucket



04
Marble Handler

05
Three-Way Pallet Stacker